



Kidmore End CE Primary School

'Be courageous; Be strong; Do everything in love.' (1 Corinthians 16: 13-14)

Headteacher: Miss Claire Spankie



Term 4 Overview – Cedar Class



Term 4 has arrived! We have a busy but short half term ahead, with lots of key learning and challenges. Below gives you a brief overview of learning for the half term, along with the homework grid and useful links; these will also be on Google classroom and the school website.



Thank you for your support,
Mrs. Smith and the Cedar team

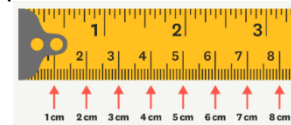
Literacy

We are going to be exploring the following texts in our reading and writing lessons



Maths

- Length and Height
- Mass and Volume
- Multiplication



P.E

Wednesday – Uni-hoc
Friday – Fitness



Theme of the term:

Justice



Treating people fairly

Making wise decisions

Seeing God's love in


action

Seeing the whole picture

Keeping God's rules

Science

Comparing animals



D.T

Puppets



R.E

What do Jewish people believe about God?



Music

Round and Round



Computing

Beebots



P. S. H. E

Rights and Respect



Geography

What is the weather like in the UK?





Kidmore End CE Primary School

'Be courageous; Be strong; Do everything in love.' (1 Corinthians 16: 13-14)

Headteacher: Miss Claire Spankie



Term 4 Key Dates – Cedar Class

Wednesdays – Book Club

Thursdays – Library books changed

Fridays – Reading books will be changed. Please mark in the reading record if you have finished the books.

Term 4 Homework – Cedar

<u>Maths</u>	<u>Reading</u>
<ul style="list-style-type: none"> ➤ Please practise number bonds to 10 and then to 20. ➤ Numbots can improve maths fluency. 	<ul style="list-style-type: none"> ➤ Reading daily at home Please continue to hear your child read regularly.
<u>Spellings</u>	<u>Topic</u>
<p>These are the spellings that need to be learnt by the end of primary school. We will be learning and practising these in class a couple of times a week. Don't forget to practise your words at home each week.</p>	<ul style="list-style-type: none"> ➤ Half termly projects As part of our Science topic please can your child choose an animal and prepare some information to share with the class for Monday 23rd March. It could be in the form of a poster, a model or you can email something in if you prefer. Can they say why they chose that animal, what type of animal it is and if it is a carnivore, omnivore or herbivore.

Year 1 Spring 2 spellings (Week 1-5)

The split vowel digraphs 'a-e' and 'e-e'	The split vowel digraphs 'i-e' 'o-e'	The /yoo/ and /oo/ sounds spelt with the split digraph 'u-e'	The vowel digraph 'oo' – very few words have oo at the end	The sounds/oo/ and /yoo/ spelt with 'ue' 'ew'
made	five	June	food	blue
came	ride	rule	pool	clue
same	like	rude	moon	true
take	time	flute	soon	rescue
safe	side	use	zoo	drew
date	home	tube	book	new
lake	those	tune	took	few
these	woke	huge	foot	grew
theme	hope	cute	wood	flew
complete	hole	cube	good	threw



Year 1 and 2 Common Exception Words

Year 1

the	they	one
a	be	once
do	he	ask
to	me	friend
today	she	school
of	we	put
said	no	push
says	go	pull
are	so	full
were	by	house
was	my	our
is	here	
his	there	
has	where	
I	love	
you	come	
your	some	

Year 2

door	gold	plant	clothes
floor	hold	path	busy
poor	told	bath	people
because	every	hour	water
find	great	move	again
kind	break	prove	half
mind	steak	improve	money
behind	pretty	sure	Mr
child	beautiful	sugar	Mrs
children	after	eye	parents
wild	fast	could	Christmas
climb	last	should	everybody
most	past	would	even
only	father	who	
both	class	whole	
old	grass	any	
cold	pass	many	