



# Kidmore End CE Primary School

*'Be courageous; Be strong; Do everything in love.'* (1 Corinthians 16: 13-14)

Headteacher: Miss Claire Spankie



## Term 3 Overview – Cedar Class

We hope that everyone had a fabulous festive break. Thank you for your generous Christmas gifts! We are really looking forward to working with your children this term and hope they are feeling energised and refreshed. Below is an overview of what we will be learning in the upcoming half term.



### Key dates are:

**Wednesdays** – Book Club

**Thursdays** – Library books changed

**Fridays** – Reading books will be changed.

**Wednesdays and Fridays** – P.E.



**Tuesday 10<sup>th</sup> February** - We have a trip to the Milestones Museum, linked to our history topic looking at how toys have changed.

Thank you in advance for all your support.

Mrs Smith and Miss Williams

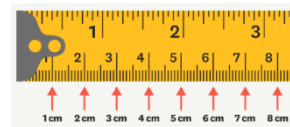
### Literacy

We are going to be exploring the following texts in our reading and writing lessons



### Maths

- Place value with 50
- Measure length & height, mass & volume



### P.E

Wednesday – Football  
Friday – Gymnastics



### Theme of the term:



Running the race of life  
 Keeping going against all odds  
 Doing the right thing  
 Meeting a personal challenge  
 Encouraging others to keep going  
 Pushing through

### Science

Sensitive Bodies



### Music

In the Groove



### Computing

Rocket to the Moon



### History

How have toys changed?



### Art - Painting



### P.S.H.E



### R.E.

What questions to stories in the Bible make us want to ask?





# Kidmore End CE Primary School

'Be courageous; Be strong; Do everything in love.' (1 Corinthians 16: 13-14)

Headteacher: Miss Claire Spankie



Please continue to hear your child read regularly. The use of Numbots will improve maths fluency.

Spellings	Topic
<p>These are the spellings that need to be learnt by the end of primary school. We will be learning and practising these in class a couple of times a week.</p> <p>Don't forget to practice your words at home each week.</p>	<p>The homework this term is for your child to choose a toy they would like to bring in and talk about. They should be ready to explain what it is, why they like it and if it was a toy that would have been around when their grandparents were little.</p> <p>Please can the children bring their toys in ready for <b>Monday 2<sup>nd</sup> February</b>.</p>

Week 1 The trigraph 'igh'	Week 2 The vowel digraph 'ar'	Week 3 The vowel digraph 'er' (unstressed) 'er' (stressed)	Week 4 The vowel digraph 'ir', 'ur'	Week 5 Adding -er and -est to adjectives where no change is needed to the root word	Week 6 Days of the week/ Common Exception Words	Week 7 Review Week
right	car	better	girl	grander	Monday	<p>Within this assess and review week, use the provided <a href="#">Spot the Mistake with Mr Whoops</a> sheets within the pack to assess pupil progress against the objectives that have been covered during the half term.</p> <p>In addition, you may want to use our <a href="#">Y2 Term 1A Spelling Dictation Sentences</a> as an assessment tool.</p>
bright	start	under	bird	grandest	Tuesday	
light	park	summer	shirt	fresher	Wednesday	
night	arm	winter	first	freshest	Thursday	
fright	garden	sister	third	quicker	Friday	
tight	artist	rubber	turn	quickest	Saturday	
high	star	her	hurt	taller	Sunday	
I*	are*	term	church	tallest	there*	
by*	were*	verb	burst	slower	here*	
my*	our*	person	burn	slowest	they*	



## Year 1 and 2 Common Exception Words

### Year 1

the	they	one
a	be	once
do	he	ask
to	me	friend
today	she	school
of	we	put
said	no	push
says	go	pull
are	so	full
were	by	house
was	my	our
is	here	
his	there	
has	where	
I	love	
you	come	
your	some	

### Year 2

door	gold	plant	clothes
floor	hold	path	busy
poor	told	bath	people
because	every	hour	water
find	great	move	again
kind	break	prove	half
mind	steak	improve	money
behind	pretty	sure	Mr
child	beautiful	sugar	Mrs
children	after	eye	parents
wild	fast	could	Christmas
climb	last	should	everybody
most	past	would	even
only	father	who	
both	class	whole	
old	grass	any	
cold	pass	many	